SUPRATECH

HYGIENE ON THE MOVE!



H10

AUTOMATIC AND MANUAL KITCHEN FAUCET

INSTALLATION AND MAINTENANCE GUIDE

H10 kitchen faucet

Ref. **REA-800 / REA-810**

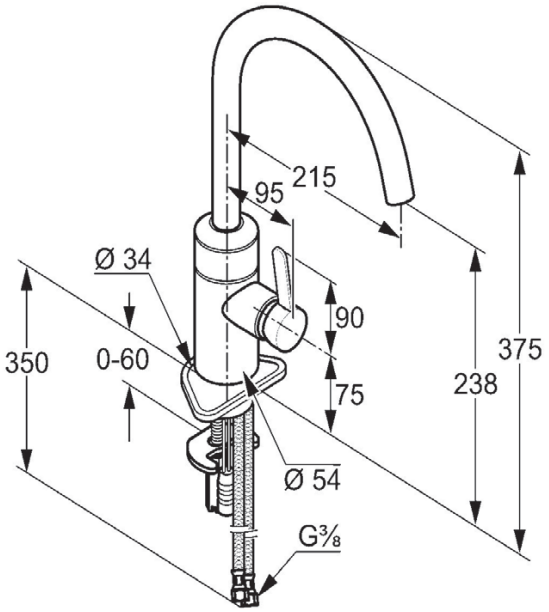

Power supply	Ref. REA-800 : 6 V CRP 2 lithium battery Ref. REA-810 : 230 / 6 V transformer
Water pressure	0.3 - 10 bar (if above, use a pressure limiter)
Flow rate	≈ 11 LPM
Water temperature	Max. 80°C
Sensor range	Self-adjusting Min. 50 mm, max 250 mm
Off delay	1 sec. (adjustable from 0 to 10 sec.)
Continuous flow	2 min. (adjustable from 0,5 to 20 min.)
Temporary off	2 min.

IMPORTANT

- Assembly and installation must be performed exclusively by a qualified company.
- During programming and installation, all applicable regulations must be followed.
- Hot and cold water must be at the same pressure.
- Install and store in frost-free area.

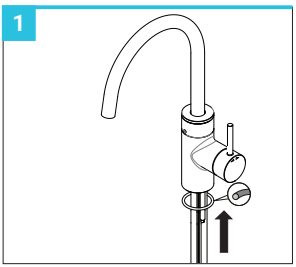

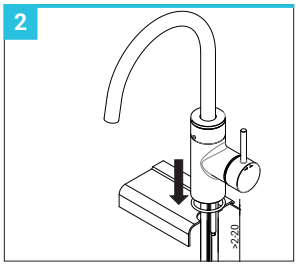

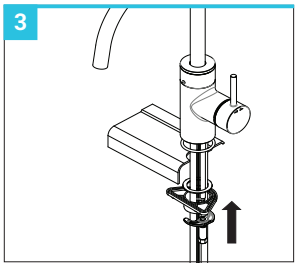

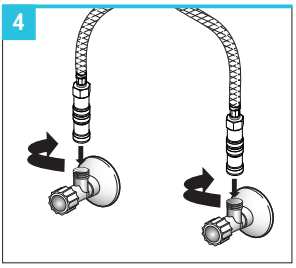

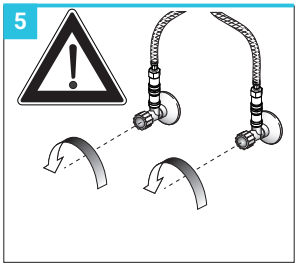

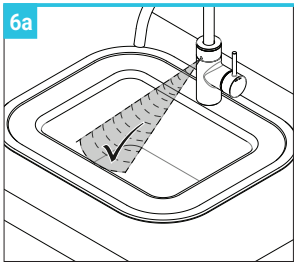

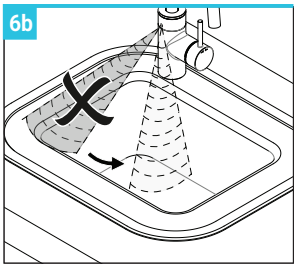

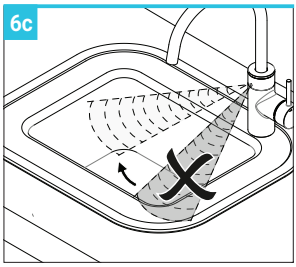

INSTALLATION

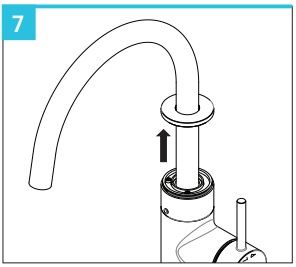

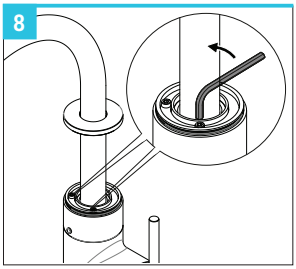

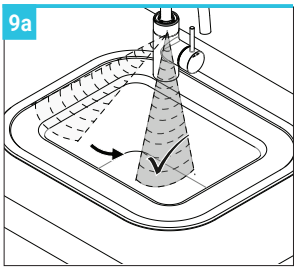

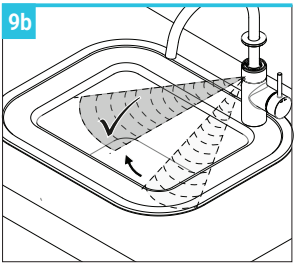

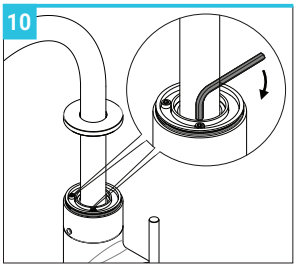

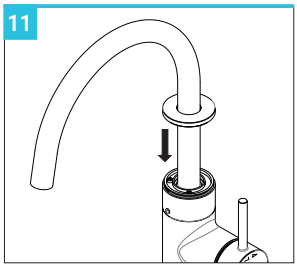

COMMISSIONING

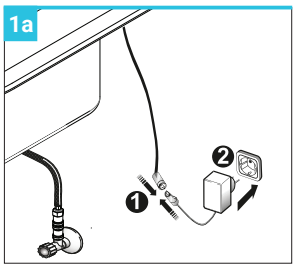

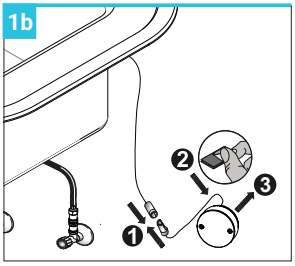

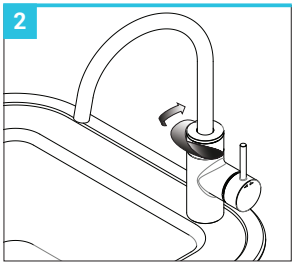

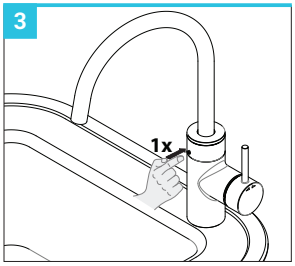

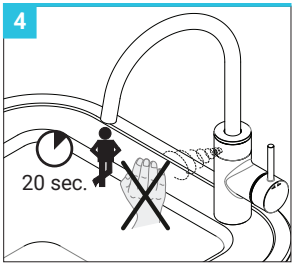

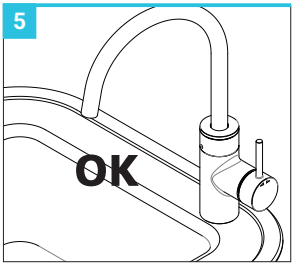

TEMPERATURE ADJUSTMENT

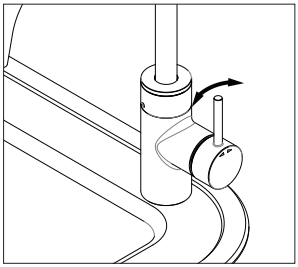

OPERATING MODE: MANUAL OR AUTOMATIC

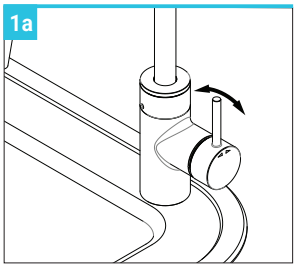

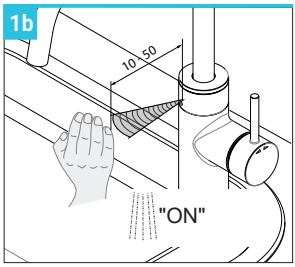

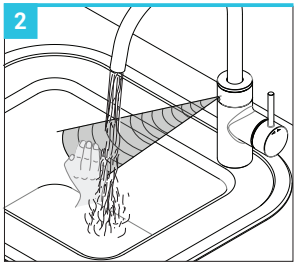

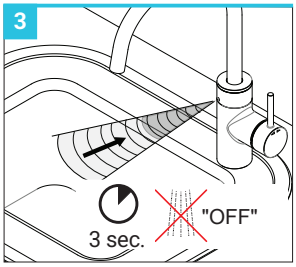

BATTERY REMPLACEMENT

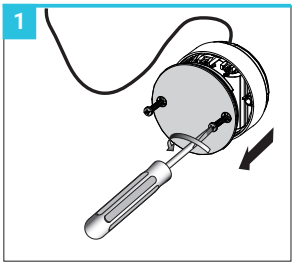

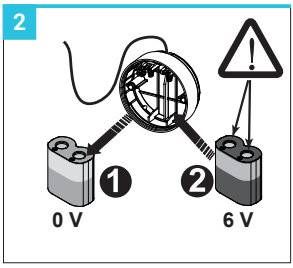

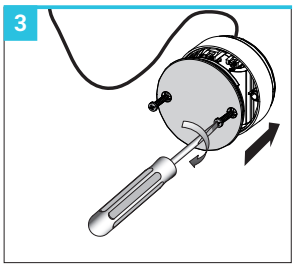

ELECTRONIC FUNCTIONS

Signs and symbols

press Click-plus
water flows
water flow stops



hand/object within the sensor area
1 LED flashes green
2 LED flashes red

Function	Procedure	Signal	Information	Default	Setting via Click-plus
First start-up after installation	Remove the adhesive			-	-
	1x 2sec. minimum till		remove hand/object from sensor area		
	wait	2 +	2 2x/sec., stay away from sensor area		
	wait till	1 1x	confirmation, ready for operation		
Temporary off *Cleaning mode Activate*	2x at appx. 0,5 sec.	2	2 pulsing during active function	2 min.	-
Temporary off *Stop*	1x appx. 2 sec.	1 1x	manual stop		
	or automatic	1 1x	automatic after preset time		
Continuous flow *Activate*	1x 3 sec. minimum (5 sec. max.)		water flows after releasing	2 min.	0,5-20 min. (0,5 min. by step)
Continuous flow *Stop*	1x appx 2 sec.	XXX	manual stop		
	or automatic	XXX	automatic after preset time		
Follow up time control for normal operation *Setting / programming*	1x appx. 5 sec. till	2 1x		1 sec.	0-10 sec.
	1x 0 - 10 sec. non-stop	2 +	2 1x/sec., water flows during contact - release of contact defines duration		
	after release	1 1x	confirmation, ready for operation		
Continuous water flow duration and periodic flushing duration function *Setting / programming*	1x 3 sec. minimum (5 sec. max.)	+1	press 5 sec. max., water flows after realease, number of 1 (1x-40x): shows actual setting	2 min.	0,5-20 min. (0,5 min. by step)
	1x non-stop till	2 1x-40x	1x 2 = 0,5min. ... 40x 2 = 20 min. release of contact defines the duration		
	after release	2+1 1x	setting check/confirmation by repeating number of 2 (1x - 40x) according to setting		
Periodic flushing function *On / Off* **«Automatic flush on set interval»**	1x appx. 25 sec. till	2 1x - 4x	2 1x = off, 2 2x = 12h, 2 3x = 24h Ignore flashes after 5sec. and 10sec. Keep pressing till 2 1x-4x after appx. 25 sec., release of contact defines interval	off	off 12 h 24 h
	wait till	1 1x	confirmation, ready for operation		

ELECTRONIC FUNCTIONS

Signs and symbols

press Click-plus
water flows
water flow stops



hand/object within the sensor area
1 LED flashes green
2 LED flashes red

Function	Procedure	Signal	Information	Default	Setting via Click-plus
Electronic re-start	2x appx. 0,5 sec.	2	2 pulsing during active function	-	-
	1x appx. 5 sec. till	2	2 1x/sec.		
	release and wait till	2 +	2 1x/sec., stay away from sensor area		
	wait till	1 1x	confirmation, ready for operation		
Sensor range *Setting / programming*	2x appx. 0,5 sec.	2	2 pulsing	6	steps 1-8
	1x appx. 15 sec. till	2 1x - 8x	2 1x = min. ... 2 8x = max. Ignore flashes 2 4x after 5 sec., keep pressing till 2 1x - 8x after appx 15 sec., release of contact defines sensor range		
	release and wait till	2 +	2 1x/sec., stay away from the sensor area		
	wait till	1 1x	confirmation, ready for operation		
«Off» security	permanent	XXX	when without mouvement only	-	-
Empty battery		2	2 2x/sec. when hand or object detection	-	-

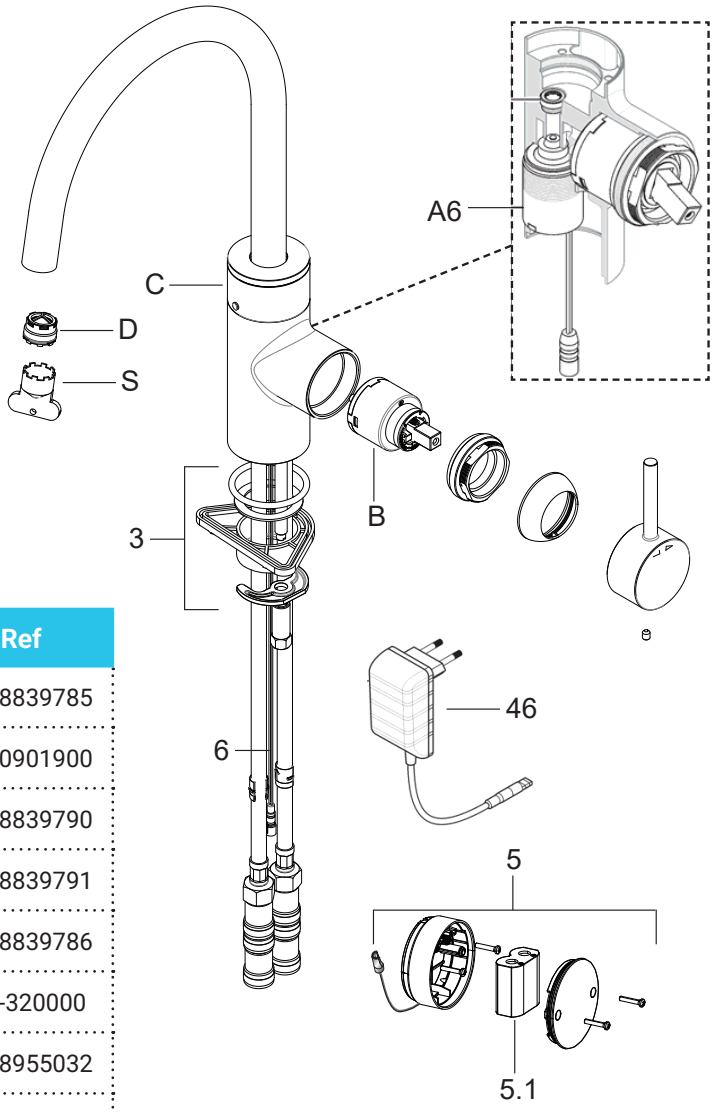

Piece n°	Ref
C	CON-8839785
3	CON-0901900
D	CON-8839790
S	CON-8839791
B	CON-8839786
A6	CON-320000
46	CON-8955032
5	CON-8955006
5.1	CON-8955004
6	CON-8839787

CARE AND CLEANING OF CHROMED SURFACE AND SPECIAL FINISH

DO NOT use steel wool or cleansing products containing alcohol, acids, abrasives, or the like as they may damage the surface of the faucet.
For surface cleaning, use ONLY soap and water, then wipe and dry with a clean cloth.
When cleaning the kitchen tiles, the faucet should be protected from any splattering of harsh cleansers.

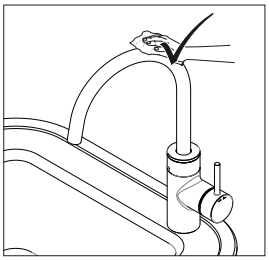

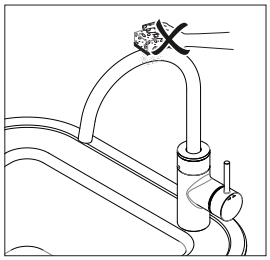

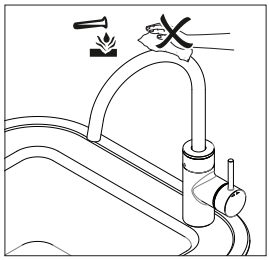

TROUBLESHOOTING

PROBLEM	CAUSE	SOLUTION
No water flow	«Temporary off» function activated	End «Temporary off» mode.
	Shut-off valve closed or clogged filter	Open the shut-off valve or clean the filter.
	Low battery	Remplace battery.
	Power failure	Check general power supply.
The faucet activates by itself	An object reflects on the sensor	Reduce the sensor range or eliminate the source of reflection.
	Forced flushing activated	
Continuous water flow	Clogged or defective solenoid valve	Clean or replace the solenoid valve.
Dripping	Clogged aerator	Clean or replace the aerator.
	Clogged solenoid valve diaphragm	Clean the solenoid valve diaphragm.
Red light flashes	Low battery	Remplace battery.

LIMITED WARRANTY

This faucet is covered by a 2-year contractual warranty from the date of invoicing by SUPRATECH.

In the event of a manufacturing or operating defect attributable to the product and identified during this period under normal conditions of use, SUPRATECH will, at its discretion, repair or replace the parts found to be defective.

This warranty covers parts only. Unless otherwise agreed in writing in advance by SUPRATECH, it does not cover labour, removal, reinstallation, installation, travel expenses or any other incidental costs associated with servicing the product.

The warranty does not cover, in particular, malfunctions or damage resulting from:

- incorrect installation or installation not carried out in accordance with the instructions, including reversed hot and cold water supplies;
- pressure or temperature exceeding the specified limits;
- improper use, modification of the product or inadequate maintenance;
- foreign bodies, dirt, limescale or deposits in the water supply;
- water quality or composition incompatible with the product specifications;
- normal wear and tear and consumable items, including batteries;
- impact, deliberate damage or vandalism.

Failure to comply with the safety precautions, conditions of use, or installation and maintenance recommendations described in this guide may result in exclusion from warranty coverage where such failure is the cause of the malfunction or damage concerned.

For any warranty claim, please contact your installer, reseller or SUPRATECH and provide the information required to process your claim: a detailed description of the malfunction, product reference and serial number, proof of purchase and, if available, the installation date.

This contractual warranty is provided without prejudice to any applicable statutory rights and warranties.

The information in this document reflects products at the date of printing. SUPRATECH reserves the right, subject to all applicable laws, at any time, at its sole discretion, and without notice, to discontinue or change the features, designs, materials, and other specifications of its products, and to either permanently or temporarily withdraw any of the forgoing from the market. All information in this document is provided “as is” without warranty of any kind, either expressed or implied, including but not limited to any implied warranties of merchantability, fitness for a particular purpose, or non-infringement. SUPRATECH assumes no responsibility for errors or omissions in the information presented in this document. In no event shall SUPRATECH be liable for any special, incidental, indirect, or consequential damages of any kind, or any damages whatsoever arising out of or in connection with the use or performance of this information. The tradenames, trademarks, logos, and service marks presented in this document, including their design, are the property of SUPRATECH or other third parties and you are not permitted to use them without the prior written consent of SUPRATECH or such third party as may own them.

SUPRATECH

AUTOMATED SYSTEMS - SANITARY ACCESSORIES - STAINLESS STEEL SANITARY WARE

2, rue des Cyprès - 37240 Bossée - France
Tel. +33 (0)2 47 92 23 31 - info@autosanit.com
www.autosanit.com



10.2026