

SUPRATECH

HYGIENE ON THE MOVE!

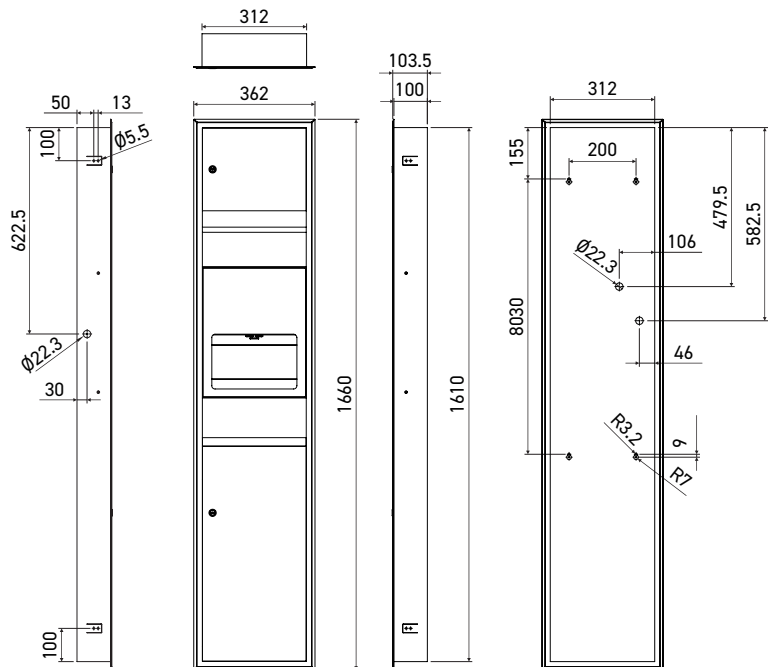


SMH-92

**RECESSED 3-IN-1 PAPER TOWEL
DISPENSER, WASTE BIN, HAND DRYER
COMBINATION UNIT**

INSTALLATION AND MAINTENANCE GUIDE

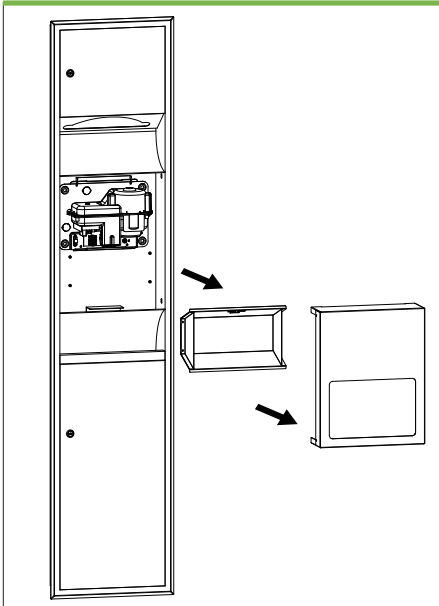
TECHNICAL CHARACTERISTICS



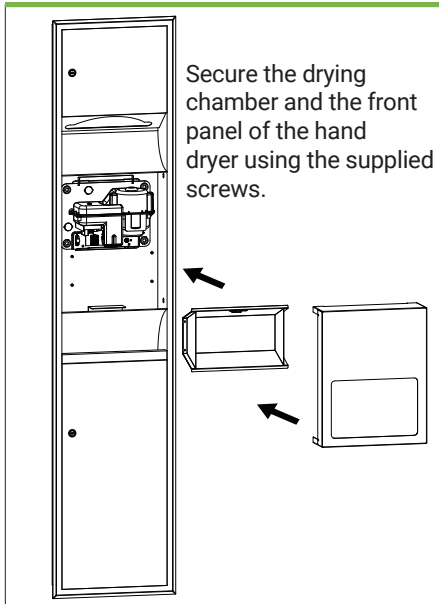
Material and build	Unit: AISI 304 stainless steel, satin finish, 0.8 thickness Door: AISI 304 stainless steel, satin finish, 1.2 thickness, equipped with tumbler locks
Brush motor	500 W, 29000 rpm, 50/60 Hz
Thermostat	Motor: security stop at 95°C Heater assembly: security stop at 85°C
Heater assembly thermal protection	Designed with a thermal cut-off at 142°C
Airflow and speed	105 m³/h (62CFM), 82 m/s
Drying time	Less than 10 -15 seconds
Sound level	77.6 ± 5 dB
Paper towel dispenser capacity	300 - 500 paper towels, depending on type of fold
Waste receptacle capacity	13.6 L
Voltage	220 - 240 Vac

INSTALLATION

1 - OPEN THE HAND DRYER

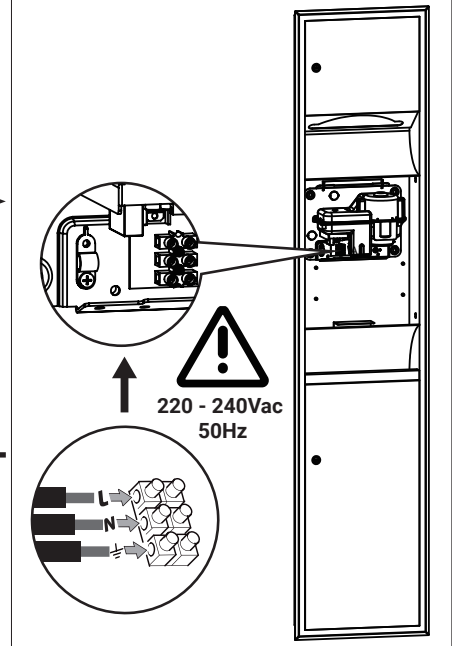


3 - CLOSE THE HAND DRYER



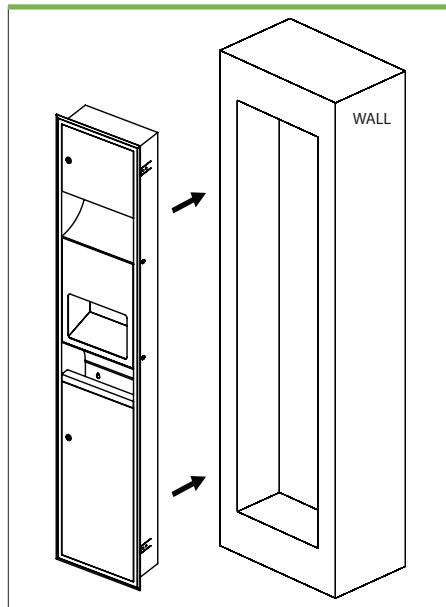
2 - CONNECT WIRE TO TERMINAL BLOCK

- A. Connect the live wire (colored black, brown or dark) to the terminal block marked "L".
- B. Connect the neutral wire (colored white, blue or light) to the terminal block marked "N".
- C. Connect the ground wire (colored green or green and yellow) to the terminal block marked "⏏".

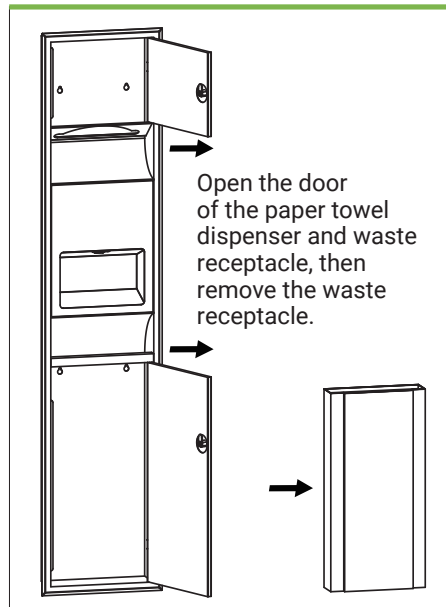


INSTALLATION

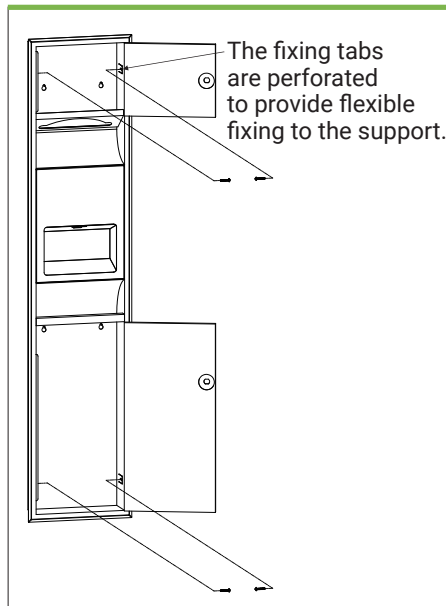
4 - INSERT THE 3 IN 1 COMBINATION UNIT INTO THE WALL



5 - ACCESS THE PAPER TOWEL DISPENSER AND WASTE RECEPTACLE



6 - SCREW THE FOUR SCREWS INTO THE HOLES



7 - REASSEMBLE THE PAPER TOWEL DISPENSER AND WASTE RECEPTACLE

